



# 2020 Wheat Varieties

## HIGHLIGHTS

SY Ingmar is the leading spring wheat variety in North Dakota for 2020. SY Ingmar accounts for 19.2 percent of the 6.00 million acres of spring wheat planted in 2020. SY Valda ranks second with 12.5 percent of the spring wheat acreage. WB 9590 represents 6.1 percent of the spring wheat planted and now ranks third. SY Soren ranks fourth with 4.1 percent of the spring wheat acres planted. Glenn accounts for 3.6 percent of the spring wheat acreage and ranks fifth. These top five varieties account for 45.5 percent of the spring wheat planted in 2020. North Dakota continues to rank first in spring wheat acreage in the United States, with 49.2 percent of the nation's estimated 12.2 million acres planted.

Joppa is the leading Durum wheat variety in North Dakota during 2020 for the fourth year in a row. Joppa accounts for 29.3 percent of the 790,000 acres planted compared with 30.7 in 2019 and 24.1 percent in 2018. Divide again ranks second with 20.0 percent of the Durum wheat acres planted. ND Riveland and VT Peak rank third and fourth, respectively, with 11.0 and 8.6 percent of the Durum wheat acres planted. Carpio ranks fifth with 6.7 percent. These top five varieties account for 75.6 percent of the Durum wheat acreage in North Dakota for 2020. North Dakota continues to rank first in Durum wheat planted acreage in the United States with 52.7 percent of the nation's estimated 1.50 million acres planted.

SY Wolf is again the leading winter wheat variety planted in North Dakota for 2020. SY Wolf accounts for 19.5 percent of the winter wheat acreage in North Dakota. Jerry and Willow Creek respectively account for 14.8 and 6.0 percent of the winter wheat acres planted. These three varieties account for 40.3 percent of the 40,000 acres planted in North Dakota for 2020.

## SURVEY DESCRIPTION

The data in this report are based on a survey of wheat producers conducted during June by the North Dakota Field Office of USDA's National Agricultural Statistics Service. **Thank you to each person who supplied data and made this report possible!**

Results include acreage and percentages at the State and Agricultural Statistics District levels. All variety acreage numbers in this publication are based on survey averages. Highly reliable state averages are produced from 2,374 positive reports from 4,275 respondents. At the district level, the number of reports for minor varieties is generally limited. Thus, yearly fluctuations in the district variety acreage may be the result of sample variation.

The ND Wheat Commission, the ND Ag Experiment Station, and the ND State Seed Department provided funding for this survey. The NDSU Extension Service provided variety descriptions. Access to this report is available for free online at [www.ndwheat.com](http://www.ndwheat.com) or [www.nass.usda.gov/nd/](http://www.nass.usda.gov/nd/)

For further questions, please contact the North Dakota Wheat Commission at (701) 328-5111 or NASS at (800) 582-6443.

## SPRING WHEAT

**SY Ingmar** is the top variety in North Dakota for 2020 with 19.2 percent of the 6.00 million acres of spring wheat planted. It is the leading spring wheat variety planted in the northwest, north central, west central, central, southwest, and south central districts. SY Ingmar was released by Syngenta/AgriPro in 2014 and has semi-dwarf height, strong straw strength, high grain protein, medium-maturity, and good milling and baking quality.

**SY Valda** ranks second with 12.5 percent of the spring wheat planted. It is the leading spring wheat variety planted in the northeast, east central, and southeast districts. Released in 2015 by Syngenta/AgriPro, SY Valda has semi-dwarf height, very good straw strength, medium-late maturity, very good disease tolerance, and average milling and baking quality.

**WB 9590** ranks third with 6.1 percent of the spring wheat planted. Released in 2017 by WestBred, WB 9590 has semi-dwarf height, high protein potential, medium maturity, and strong straw strength.

**SY Soren** ranks fourth with 4.1 percent of the spring wheat planted. Released in 2011 by Syngenta/AgriPro, SY Soren has semi-dwarf height, strong straw strength, medium-early maturity, and good milling and baking quality.

**Spring Wheat Varieties, Percent of Acreage Planted North Dakota: 2016-2020**

| Variety               | 2016     | 2017     | 2018     | 2019     | 2020     |               |
|-----------------------|----------|----------|----------|----------|----------|---------------|
|                       |          |          |          |          | Per-cent | Acres planted |
|                       | (percent | (percent | (percent | (percent |          | (1,000)       |
| SY Ingmar .....       | 11.5     | 17.8     | 20.3     | 20.6     | 19.2     | 1,154.6       |
| SY Valda .....        | 1.7      | 5.0      | 8.7      | 12.5     | 12.5     | 751.2         |
| WB 9590 .....         | -        | 0.1      | 0.4      | 1.4      | 6.1      | 367.5         |
| SY Soren .....        | 15.4     | 10.8     | 7.7      | 4.7      | 4.1      | 244.7         |
| Glenn .....           | 7.9      | 4.9      | 3.9      | 2.9      | 3.6      | 217.7         |
| Faller .....          | 7.3      | 3.8      | 6.0      | 3.7      | 3.5      | 212.4         |
| Bolles .....          | 0.5      | 3.3      | 6.1      | 5.0      | 3.3      | 199.0         |
| WB 9479 .....         | -        | 0.1      | 0.6      | 2.7      | 3.2      | 191.5         |
| Shelly .....          | -        | 0.2      | 1.5      | 2.5      | 2.9      | 174.5         |
| Elgin-ND .....        | 8.7      | 5.6      | 4.6      | 4.2      | 2.7      | 161.0         |
| ND Vitpro .....       | -        | -        | 0.2      | 1.3      | 2.3      | 139.7         |
| Barlow .....          | 8.0      | 6.7      | 6.4      | 3.7      | 2.3      | 136.8         |
| Linkert .....         | 4.0      | 6.9      | 5.8      | 2.7      | 2.2      | 133.5         |
| CP 3530 .....         | 0.1      | 0.4      | 0.8      | 2.3      | 2.2      | 129.3         |
| SY Rockford .....     | -        | -        | 0.5      | 2.7      | 2.1      | 127.5         |
| SY McCloud .....      | -        | -        | -        | -        | 1.9      | 112.8         |
| Ambush .....          | -        | -        | 0.2      | 0.7      | 1.5      | 90.8          |
| Prosper .....         | 6.6      | 4.5      | 2.5      | 1.7      | 1.2      | 70.0          |
| WB 9719 .....         | -        | -        | -        | 0.3      | 0.9      | 52.7          |
| SY Longmire .....     | -        | -        | -        | -        | 0.8      | 46.9          |
| Other varieties ..... | 28.3     | 29.9     | 23.8     | 24.4     | 21.5     | 1,285.9       |
| All varieties .....   |          |          |          |          |          | 6,000.0       |

- Represents zero.

# SPRING WHEAT (Continued)

## Spring Wheat Varieties, Percent Planted North Dakota: 2020

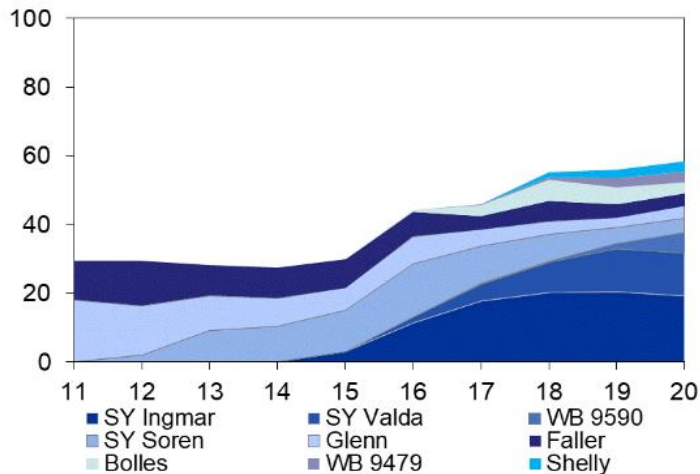
(Percentages may not add to 100 due to rounding.)

| Variety               | Northwest | North Central | Northeast | West Central | Central   | East Central | Southwest | South Central | Southeast | State     |
|-----------------------|-----------|---------------|-----------|--------------|-----------|--------------|-----------|---------------|-----------|-----------|
|                       | (percent) | (percent)     | (percent) | (percent)    | (percent) | (percent)    | (percent) | (percent)     | (percent) | (percent) |
| SY Ingmar.....        | 28.2      | 22.8          | 7.1       | 25.3         | 25.6      | 11.9         | 16.3      | 28.7          | 10.8      | 19.2      |
| SY Valda.....         | 7.9       | 20.5          | 20.1      | 5.4          | 9.5       | 20.0         | 2.2       | 6.6           | 12.5      | 12.5      |
| WB 9590.....          | 4.0       | 3.9           | 8.7       | 3.0          | 9.8       | 16.2         | 0.1       | 2.7           | 7.1       | 6.1       |
| SY Soren .....        | 5.4       | 4.5           | 0.2       | 6.4          | 5.0       | -            | 6.6       | 9.6           | 3.5       | 4.1       |
| Glenn.....            | 8.0       | 0.5           | 0.2       | 5.7          | 2.4       | 1.7          | 6.2       | 3.5           | 6.3       | 3.6       |
| Faller .....          | 0.8       | 1.2           | 13.1      | -            | 0.6       | 2.7          | -         | 0.4           | 1.9       | 3.5       |
| Bolles.....           | 2.7       | 3.6           | 3.8       | 5.2          | 0.3       | 1.4          | 3.2       | 1.2           | 10.5      | 3.3       |
| WB 9479.....          | 0.6       | 3.8           | 5.5       | 0.1          | 2.7       | 9.1          | -         | 5.1           | 2.5       | 3.2       |
| Shelly.....           | 1.2       | 2.5           | 2.6       | 1.7          | 1.9       | 3.7          | 11.2      | 0.3           | 2.8       | 2.9       |
| Elgin-ND .....        | 3.2       | 2.9           | 0.1       | 5.6          | 2.1       | -            | 5.5       | 6.9           | 0.1       | 2.7       |
| ND Vitpro .....       | 3.5       | 1.2           | 0.6       | 1.8          | 3.2       | 2.0          | 7.1       | 0.8           | 1.3       | 2.3       |
| Barlow.....           | 5.9       | -             | -         | 2.7          | 1.0       | -            | 7.2       | 0.8           | 2.4       | 2.3       |
| Linkert.....          | -         | 2.5           | 3.9       | -            | 5.2       | 4.3          | 2.5       | -             | 1.0       | 2.2       |
| CP 3530.....          | 0.2       | 1.7           | 4.0       | 1.9          | 1.2       | 2.8          | -         | 4.0           | 5.7       | 2.2       |
| SY Rockford.....      | 4.8       | 1.1           | 0.1       | 4.9          | 2.3       | -            | 2.6       | 1.8           | 0.1       | 2.1       |
| SY McCloud.....       | 2.4       | 2.0           | 1.8       | 2.7          | 2.2       | 2.0          | 0.7       | 0.3           | 1.4       | 1.9       |
| Ambush .....          | 0.4       | 1.3           | 3.2       | 0.4          | -         | 2.1          | 0.4       | 5.6           | 0.2       | 1.5       |
| Prosper.....          | 0.2       | 1.7           | 1.3       | 0.1          | 0.6       | 1.6          | 0.8       | -             | 8.2       | 1.2       |
| WB 9719.....          | 1.1       | 0.1           | 0.4       | 1.2          | 3.4       | 0.5          | 0.1       | 1.0           | 0.6       | 0.9       |
| SY Longmire.....      | 3.7       | 0.3           | -         | -            | -         | -            | 0.8       | -             | -         | 0.8       |
| Other varieties ..... | 16.1      | 21.9          | 23.2      | 26.0         | 20.9      | 18.1         | 26.4      | 20.5          | 20.8      | 21.5      |

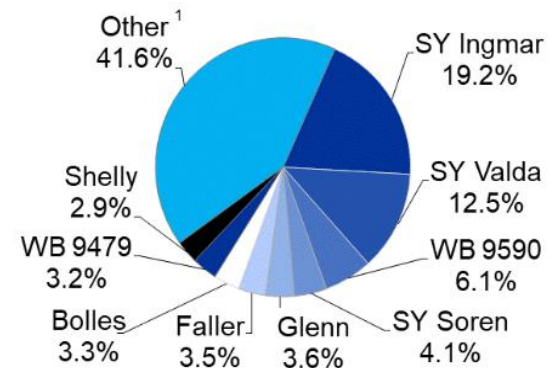
- Represents zero.

## Spring Wheat Select Varieties Planted North Dakota: 2011-2020

percent



## Spring Wheat Varieties Percent of Acreage Planted North Dakota: 2020



<sup>1</sup> Other includes varieties not listed and unknown varieties.

## DURUM WHEAT

**Joppa** is again the most popular Durum wheat variety for 2020 with 29.3 percent of the 790,000 acres of Durum wheat planted. A 2013 NDSU release, Joppa is characterized by above average height, strong straw strength, medium maturity, and good overall quality.

**Divide** ranks second in Durum wheat acreage planted with 20.0 percent. Released in 2005 by NDSU, Divide has above average height, strong straw strength, medium maturity, and good overall quality.

**ND Riveland** ranks third in Durum wheat acreage planted with 11.0 percent. Released in 2017 by NDSU, ND Riveland has medium height, good straw strength, medium maturity, and good overall quality.

**VT Peak** ranks fourth in Durum wheat acreage planted with 8.6 percent. A 2010 release from Viterra, VT Peak has below average height, below average straw strength, and medium maturity.

**Durum Wheat Varieties, Percent of Acreage Planted  
North Dakota: 2016-2020**

| Variety               | 2016      | 2017      | 2018      | 2019      | 2020         |                  |
|-----------------------|-----------|-----------|-----------|-----------|--------------|------------------|
|                       |           |           |           |           | Per-<br>cent | Acres<br>planted |
|                       | (percent) | (percent) | (percent) | (percent) |              | (1,000)          |
| Joppa .....           | 10.3      | 18.0      | 24.1      | 30.7      | 29.3         | 231.1            |
| Divide .....          | 21.5      | 16.8      | 18.3      | 21.5      | 20.0         | 158.2            |
| ND Riveland .....     | -         | -         | 0.6       | 2.4       | 11.0         | 87.0             |
| VT Peak .....         | 1.9       | 4.1       | 6.3       | 6.1       | 8.6          | 68.1             |
| Carpio.....           | 17.0      | 14.9      | 11.6      | 6.2       | 6.7          | 53.1             |
| Alkabo .....          | 11.2      | 11.1      | 9.2       | 7.9       | 6.3          | 50.1             |
| Lebsock.....          | 7.8       | 3.5       | 2.7       | 0.7       | 3.4          | 26.9             |
| ND Grano .....        | -         | -         | 0.5       | 1.7       | 2.9          | 22.8             |
| Tioga .....           | 8.0       | 7.9       | 2.4       | 1.4       | 2.5          | 20.1             |
| Other varieties ..... | 22.3      | 23.7      | 24.3      | 21.4      | 9.3          | 72.6             |
| All varieties.....    |           |           |           |           |              | 790.0            |

- Represents zero.

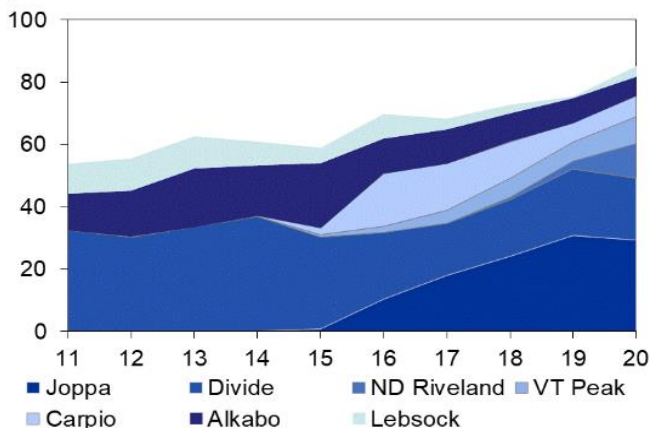
**Durum Wheat Varieties, Percent Planted  
North Dakota: 2020**

(Percentages may not add to 100 due to rounding.)

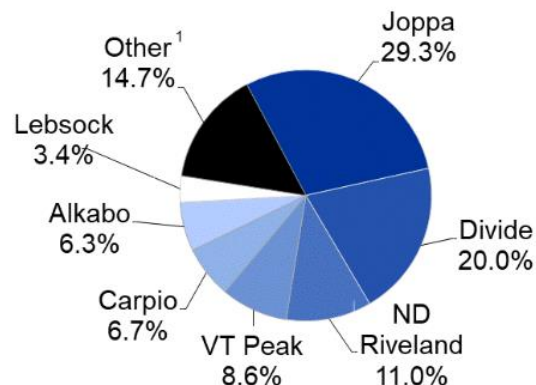
| Variety              | Northwest | West<br>Central | Southwest | Combined<br>Districts <sup>1</sup> | State     |
|----------------------|-----------|-----------------|-----------|------------------------------------|-----------|
|                      | (percent) | (percent)       | (percent) | (percent)                          | (percent) |
| Joppa .....          | 26.4      | 31.5            | 56.5      | 22.2                               | 29.3      |
| Divide .....         | 20.4      | 12.2            | 8.0       | 28.5                               | 20.0      |
| ND Riveland .....    | 13.3      | 18.9            | -         | 6.9                                | 11.0      |
| VT Peak.....         | 7.4       | 5.2             | -         | 17.3                               | 8.6       |
| Carpio.....          | 8.9       | 11.2            | 4.5       | 0.4                                | 6.7       |
| Alkabo .....         | 8.0       | 12.7            | -         | 2.2                                | 6.3       |
| Lebsock.....         | 3.2       | 2.0             | 1.1       | 5.6                                | 3.4       |
| ND Grano .....       | 4.3       | -               | 3.2       | 0.7                                | 2.9       |
| Tioga .....          | 1.5       | 1.1             | 14.7      | -                                  | 2.5       |
| Other varieties..... | 6.6       | 5.2             | 12.2      | 16.2                               | 9.3       |

- Represents zero. <sup>1</sup> Data from North Central, Northeast, Central, East Central, South Central, and Southeast districts are combined to avoid disclosure of individual operations.

**Durum Wheat  
Select Varieties Planted  
North Dakota: 2011-2020**  
percent



**Durum Wheat Varieties  
Percent of Acreage Planted  
North Dakota: 2020**



<sup>1</sup> Other includes varieties not listed and unknown varieties.

## WINTER WHEAT

**SY Wolf** is again the leading winter wheat variety planted in North Dakota with 19.5 percent of the planted acres in 2020. SY Wolf was released by Syngenta/AgriPro in 2010 and has semi-dwarf height, strong straw strength, very good disease tolerance, and good test weights.

**Jerry** accounts for 14.8 percent of the winter wheat acreage in North Dakota. Released in 2001 by NDSU, Jerry has medium height, strong straw strength, medium maturity, and good overall quality.

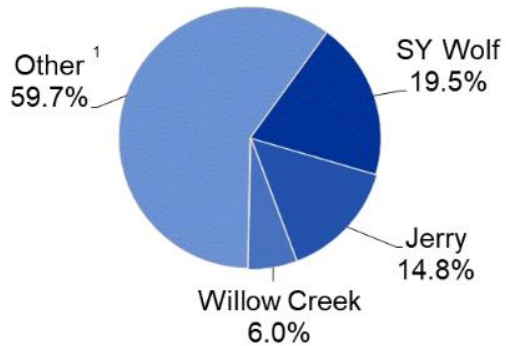
**Willow Creek** accounts for 6.0 percent of the winter wheat planted acres in 2020. Willow Creek was released by Montana State University in 2005 and has above average height, late maturity, and good drought tolerance.

**Winter Wheat Varieties, Percent of Acreage Planted North Dakota: 2016-2020**

| Variety               | 2016      | 2017      | 2018      | 2019      | 2020     |               |
|-----------------------|-----------|-----------|-----------|-----------|----------|---------------|
|                       |           |           |           |           | Per-cent | Acres planted |
|                       | (percent) | (percent) | (percent) | (percent) |          | (1,000)       |
| SY Wolf .....         | 7.9       | 11.3      | 9.8       | 24.1      | 19.5     | 7.8           |
| Jerry .....           | 15.0      | 5.7       | 13.0      | 13.4      | 14.8     | 5.9           |
| Willow Creek .....    | -         | -         | 4.1       | 8.6       | 6.0      | 2.4           |
| Other varieties ..... | 77.1      | 83.0      | 73.1      | 53.9      | 59.7     | 23.9          |
| All varieties .....   |           |           |           |           |          | 40.0          |

- Represents zero.

**Winter Wheat Varieties Percent of Acreage Planted North Dakota: 2020**



<sup>1</sup> Other includes varieties not listed and unknown varieties.

**North Dakota Agricultural Statistics Districts**

